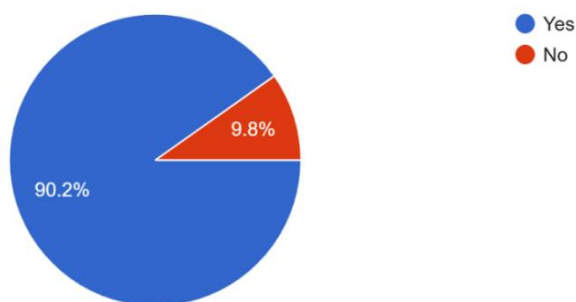


A) Please confirm this is the first and only time you answer this survey.

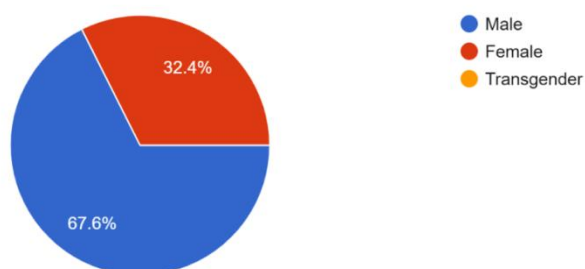
368 responses



Interpretation : From the Survey it is found that 90.2% of respondents have responded for the first and only time.

D) Gender

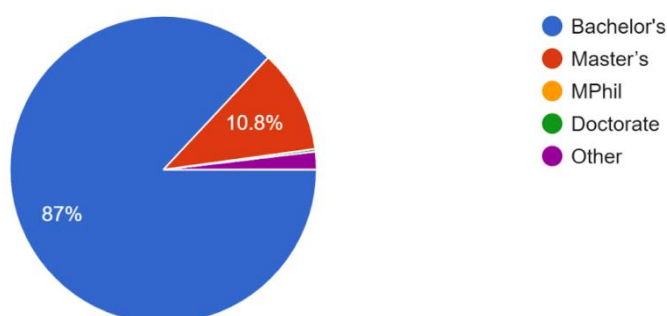
367 responses



Interpretation :Out of total responses, 67.6% are male whereas 32.4% are female.

What degree program are you pursuing now?

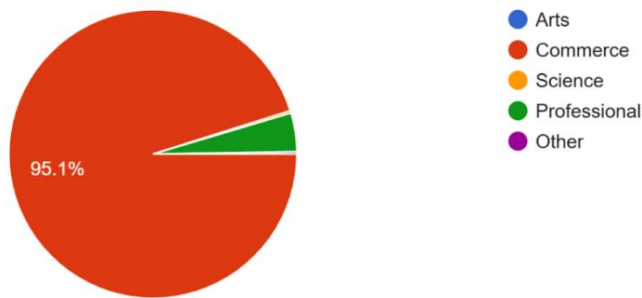
369 responses



Interpretation :It is found that maximum respondents are pursuing Bachelor's degree that is 87% and 10.8% are pursuing Master's degree.

What subject area are you currently pursuing?

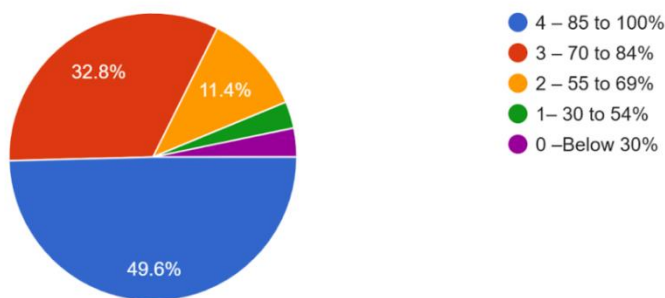
370 responses



Interpretation :It is found that 95.1% respondents are pursuing degrees in Commerce whereas 4.3% are pursuing Bachelor's degree in Professional courses.

How much of the syllabus was covered in the class?

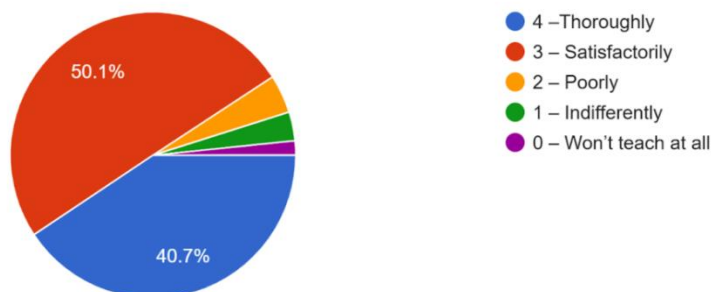
369 responses



Interpretation :Out of total responses, 49.6% agreed to the fact that 85 to 100% of the syllabus was covered in the class whereas 32.8% agreed that 70 to 84% of the syllabus had been covered and 11.4% agreed to 55 to 69% completion of the syllabus. According to 3% of the respondents 30 to 54% of the syllabus was covered and below 30% of the syllabus was covered in accordance to 3.3% of the respondents.

How well did the teachers prepare for the classes?

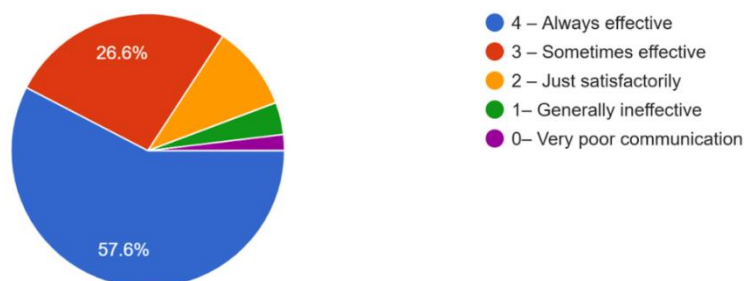
369 responses



Interpretation :According to 40.7% of the respondents the teachers prepared for their respective subjects thoroughly, whereas 50.1% have satisfactory response to the fact. 4.3% of the respondents opted for poor preparedness of the subjects by the teachers and 3.3% of respondents choose that a few teachers have different perspective towards class preparation.

How well were the teachers able to communicate?

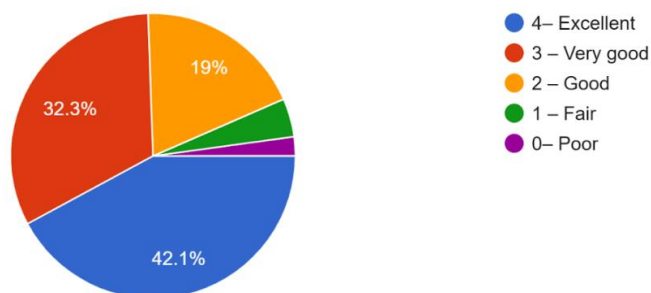
368 responses



Interpretation :57.6% of the respondents opted for effective communication of teachers in the class whereas 26.6% opted that communication of teacher is some time effective. According to 10.1% communication skills of teachers are just satisfactory and 3.8% opted for ineffective communication of teachers.

The teacher's approach to teaching can best be described as

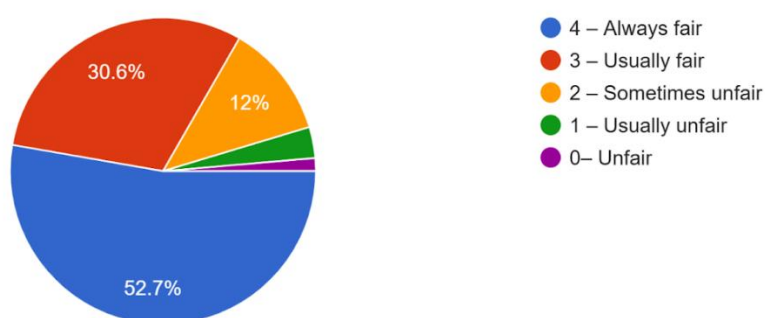
368 responses



Interpretation :According to 42.1% teacher approach to teaching is very good and 32.3% opted for excellent teaching approach. As per 19% teaching approach is good and 4.3% and 2.2% opted for fair and poor teaching approach of the teachers.

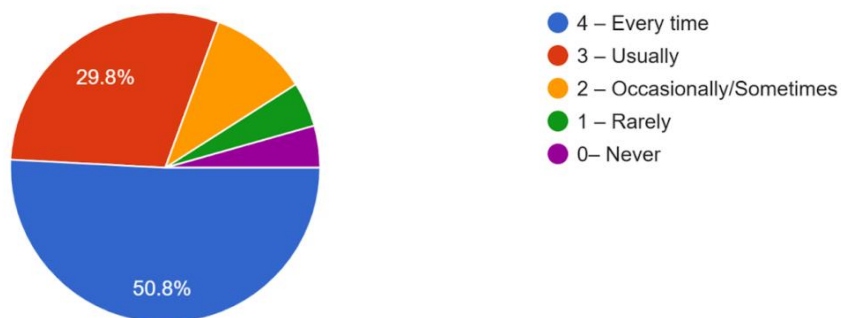
Fairness of the internal evaluation process by the teachers.

366 responses



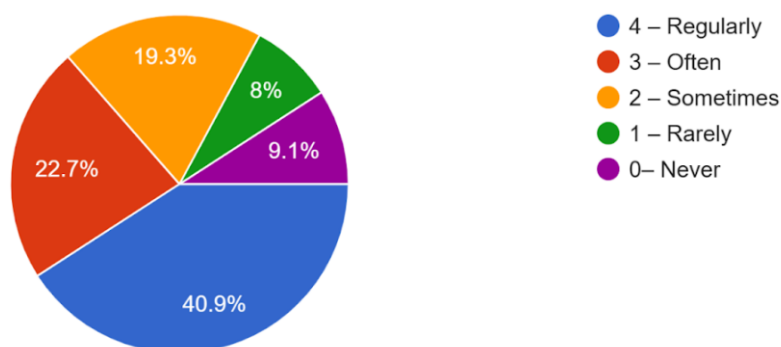
Interpretation :According to 52.7% internal evaluation process is always fair and as per 30.6% and 12% internal evaluation process is fair and sometime unfair. As per 3.3% of respondents internal evaluation process is unfair.

Was your performance in assignments discussed with you?
366 responses



Interpretation :According to 50.8% performance of the students in assignments are discuss every time whereas 29.8% choose that usually student’s performances are discussed. 10.4% opted for occasionally discussion of performances and as per 4.6% student’s performances are rarely discussed.

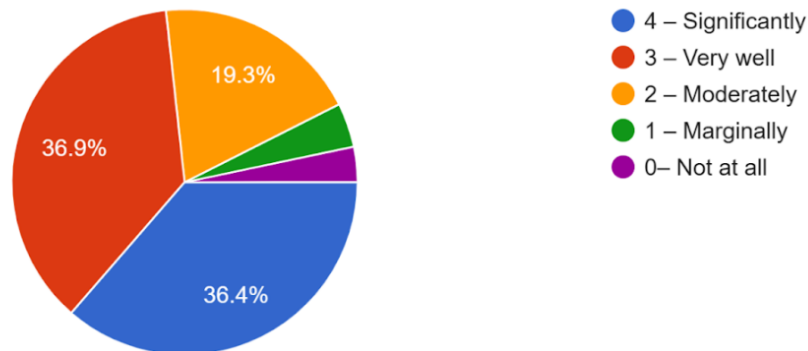
The institute takes active interest in promoting internship, student exchange, field visit opportunities for students.
362 responses



Interpretation : According to 40.9% above noted programmes are regularly organized by the institute and as per 22.7% and 19.3% respondents these programmes are often and sometimes organized by the institute. 8% and 9.1% respondents have opted for rarely or never promotion of these programmes

The teaching and mentoring process in your institution facilitates you in cognitive, social and emotional growth.

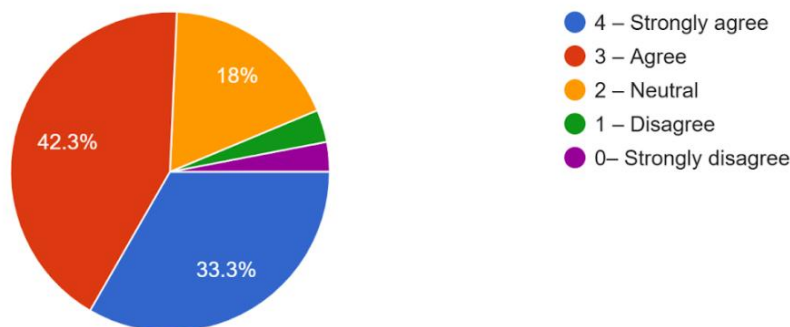
363 responses



Interpretation :According to 36.4% teaching and mentoring process is very well whereas 36.9% choose for significant teaching and mentoring process. 19.3% opted for moderate process of teaching and mentoring. As per 4.1% and 3.3% teaching and mentoring process is marginal and not at all effective.

The institution provides multiple opportunities to learn and grow.

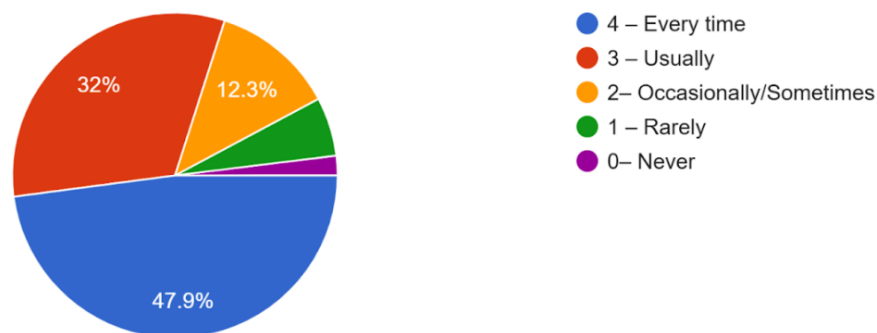
366 responses



Interpretation : 33.3% of the respondents strongly agreed that institution provides multiple opportunities to learn and grow. On the other hand 42.3% agreed to the fact and 18% have neutral response. 3.3% of the respondents disagreed to the fact.

Teachers inform you about your expected competencies, course outcomes and programme outcomes.

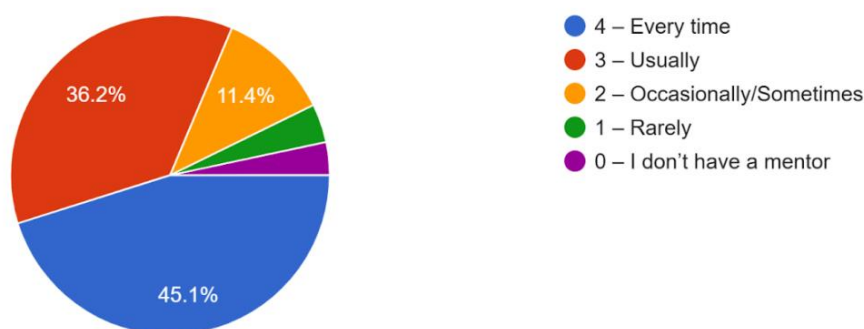
359 responses



Interpretation :According to 47.9% students, teachers most of the inform them about various competencies, course and programme outcomes whereas 32.% and 12.3% teachers usually and occasionally inform about variouscourse and programme outcomes.

Your mentor does a necessary follow-up with an assigned task to you.

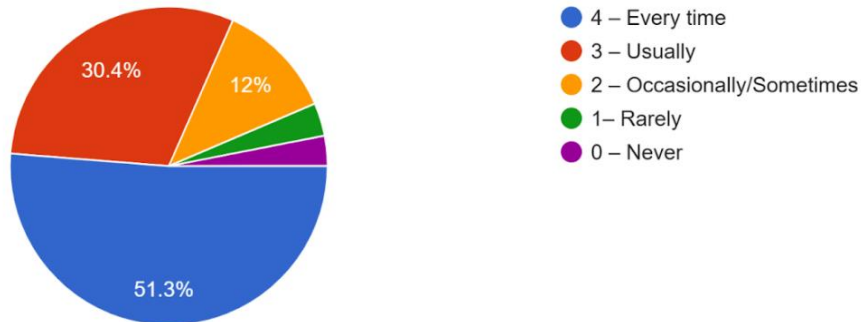
359 responses



Interpretation :According to 45.1%, every time mentors do necessary follow up with the students whereas 36.2% agreed that usually mentors do follow ups. 11.4% agreed that sometimes or occasionally follow up is done by the mentors.

The teachers illustrate the concepts through examples and applications.

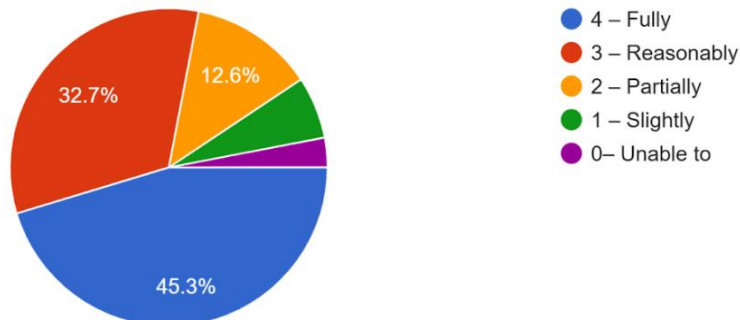
359 responses



Interpretation : According to 51.3%, every time teachers illustrate the concepts to the students whereas 30.4% agreed that teachers usually illustrate the concepts through examples and applications. As per 12% of the students teachers occasionally illustrate the concepts.

The teachers identify your strengths and encourage you with providing right level of challenges.

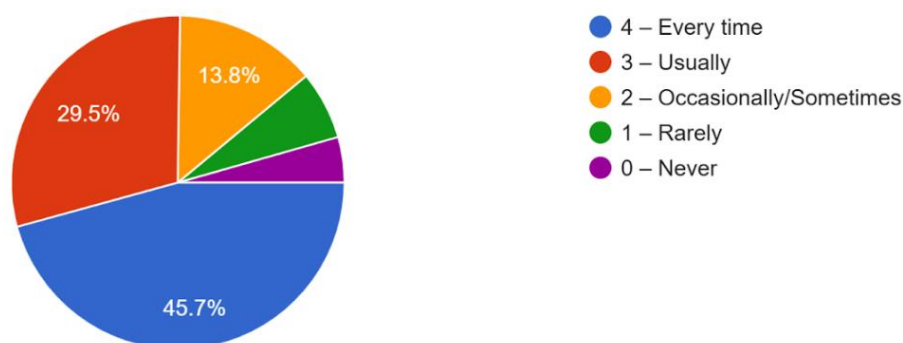
364 responses



Interpretation :According to 45.3% and 32.7%, teachers identify the strength of the students and encourage them to take challenges. 12.6% agreed that teachers partially identify the strength of the students.

Teachers are able to identify your weaknesses and help you to overcome them.

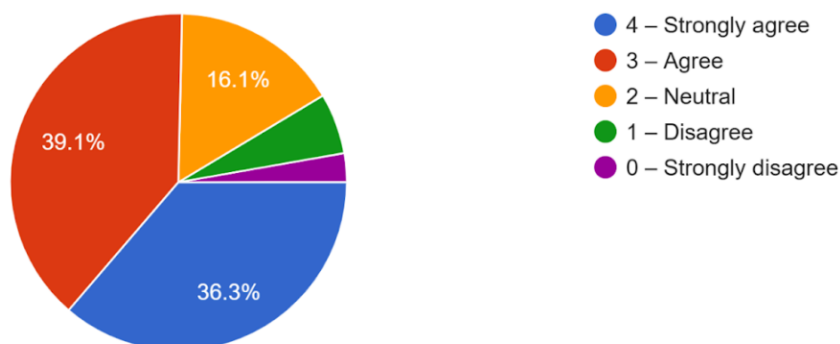
363 responses



Interpretation :According to 45.7% every time teachers are able to identify weakness and help to overcome them. 29.5% agreed that usually teachers try to identify weakness of the students and 13.8% agreed that sometimes they try to identify weakness.

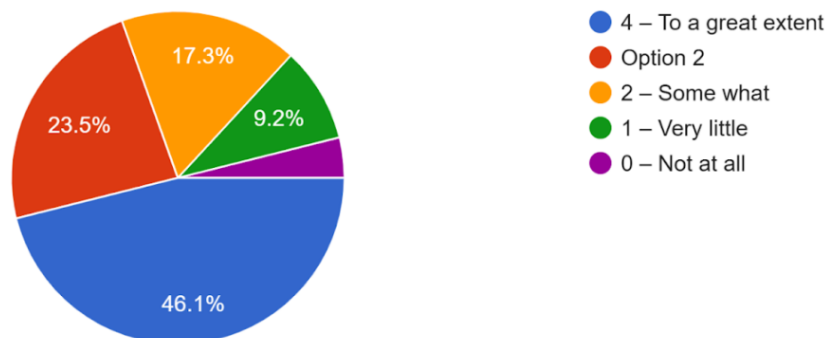
The institution makes effort to engage students in the monitoring, review and continuous quality improvement of the teaching learning process.

361 responses



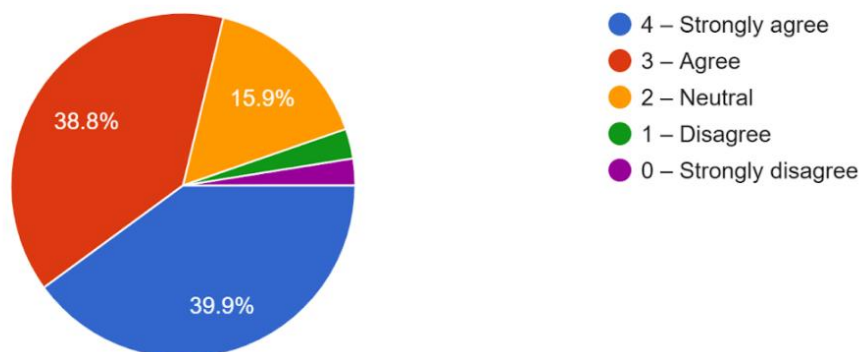
Interpretation :According to 36.3% and 39.1% agreed to the fact whereas 16.1% have neutral response. 5.8% of the respondents strongly disagreed to the fact.

The institute/ teachers use student centric methods, such as experiential learning, participative learning and problem solving methodologies for enhancing learning experiences.
358 responses



Interpretation :According to 46.1% and 23.5% the above mentioned activities are organized by the teachers to a great extent. 17.3% agreed that up to some extent these programmes are undertaken by the teachers whereas 9.2% agreed that very little efforts are given by teachers to conduct such activities.

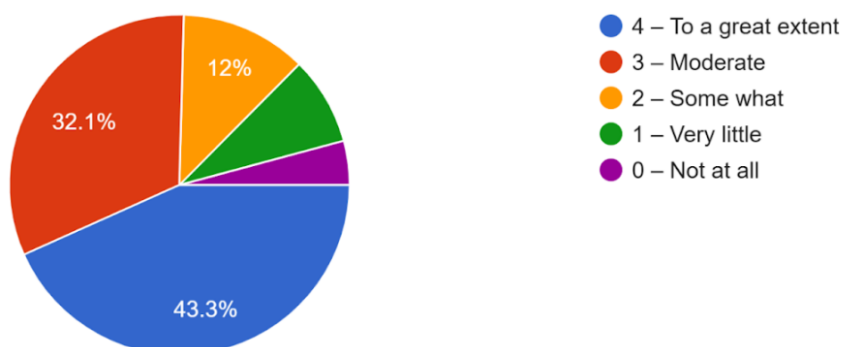
Teachers encourage you to participate in extracurricular activities.
358 responses



Interpretation : 39.9% strongly agreed to the above noted fact whereas 38.8% agreed to the fact. 15.9% have neutral response. 2.8% disagreed to the fact.

Efforts are made by the institute/ teachers to inculcate soft skills, life skills and employability skills to make you ready for the world of work.

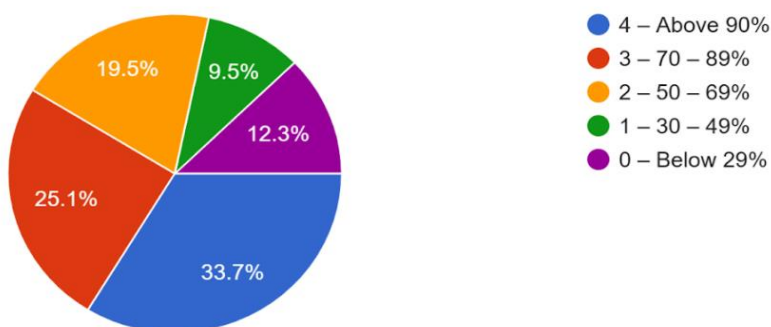
358 responses



Interpretation :According to 43.3% efforts are made by the teachers to a great extent whereas 32.1% agreed that moderate efforts are made by the teachers to inculcate various skills. 12% agreed that up to some extent efforts are made by the teachers.

What percentage of teachers use ICT tools such as LCD projector, Multimedia, etc. while teaching.

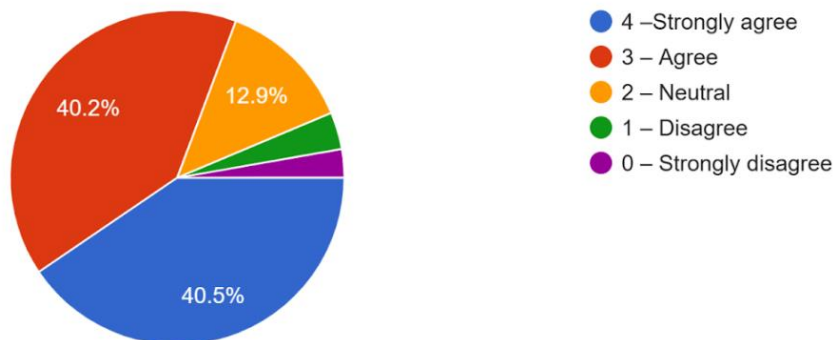
359 responses



Interpretation :According to 33.7%, more than 90% of teachers use ICT tools while teaching and 25.1% choose that more than 70% of teachers use these tools. 19.5% agreed that more than 50% and less than 70% of teachers use such tools and 9.5%, more than 30% and less than 49% of teachers use these 12.3% agreed that below 29% use these tools.

The overall quality of teaching-learning process in your institute is very good.

363 responses



Interpretation : 40.5% strongly agreed to the fact whereas 40.2% agreed to the fact. 12.9% have neutral response and 3.6% disagreed to the fact.